


SOL

MANUAL VISION SYSTEM

The **Sol Vision System** implements new technologies to provide **speed and accuracy** on a reliable and affordable measuring machine. The Sol bridges the gap between manual and automated measurement systems.

A **programmable 19.5x zoom** (6.5x optical and 3x digital), **non-linear compensation** (optics and stage), **advanced lighting**, and **part program compatibility** make the Sol the most advanced machine in its class.

Micro-Vu's **InSpec Metrology Software** drives the Sol in addition to manual, vision, and multisensor systems. InSpec's point-and-click measuring and proprietary edge detection simplify demanding measurement applications.




MICRO-VU CORPORATION

PRECISION MEASUREMENT SYSTEMS

	Encoder Resolution	XY Accuracy	Z Accuracy	Measurement Capacity	Stage Capacity	Machine Dimensions	Machine Weight
Sol 161	1.0 μ m	2.8+L/150	2.8+L/100	160x160x160mm	10 kg	545x705x775mm	54kg
Sol 311	1.0 μ m	4.5+L/150	2.8+L/100	315x315x160mm	10 kg	827x1043x824mm	132kg
Sol 312	1.0 μ m	4.5+L/150	3.3+L/75	315x315x250mm	10 kg	827x1043x1019mm	159kg

Specifications subject to change without notice. Accuracy units are microns; length L units are millimeters.



Non-Linear Compensation

InSpec measures and applies compensation for systematic variation and ensures the highest measuring accuracy for the machine. Non-linear calibration of the stage and optics is standard.

Programmable Zoom

The zoom lens is motorized. InSpec automatically drives the lens to the programmed zoom stops. Parts can be measured faster and more accurately.



Machine

Precision X, Y, and Z Linear Ways
Manual X-Y-Z Fine and Fast Positioning
Motorized, Programmable Zoom Lens
Cast Base and Mast
Single USB Connection to Computer
Calibrations Stored on Machine

Optics and Illumination

Digital, High Resolution Color Camera
19.5x Zoom Range, 6.5:1 Optical, 3:1 Digital
20-360x or 40-720x Viewed on Monitor
Fast Servo Drive Magnification Changes
Instant Digital Magnification Changes

Advanced Lighting

Intuitive Graphic Interface
Full Control to Enhance Edges
Multi-Ring, Multi-Sector Ringlights
Long Life LEDs (approx 10,000 hrs)
InSpec Includes Lights Calibration
LED Lighting - Surface, Profile and Axial
Lighting Angles from 25 to 90 Degrees




Software

InSpec Metrology Software
Transfer Programs to Automated Systems
Dynamic Sub-Pixel Image Processing
Point Edge Detection Tools
Feature Edge Detection Tools
Video Overlays
On-Screen Scale
Feature Constructions
Tool Property Editing
Lights, Zoom, and Zone Editing
Instant Tool Editing on Stored Images
Advanced GD&T Tolerances
Automated Export Settings
Automatic Report Construction
Feature Summary Display
Data Points Display (Whisker Charts)
Feature Status Log Display
Fixed Windows Configuration
User Configuration and Password Protection
Image Capture and Export to JPG or BMP

Part Program Compatibility

Programs can be transferred between Sol vision systems and automated systems.



Micro-Vu Corporation

7909 Conde Lane Windsor, CA 95492 USA
Phone 707 838 6272 Fax 707 838 3985

www.microvu.com